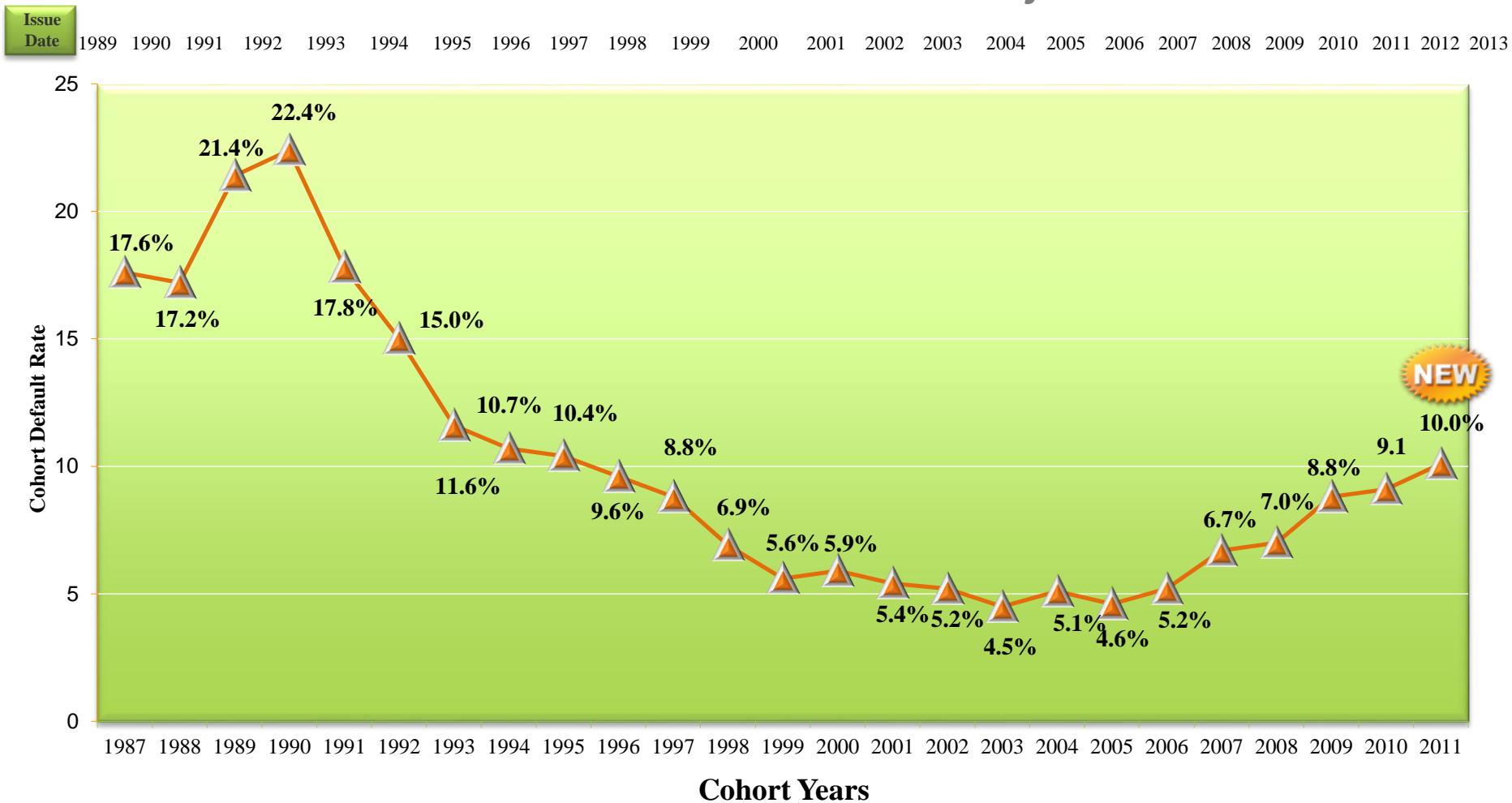
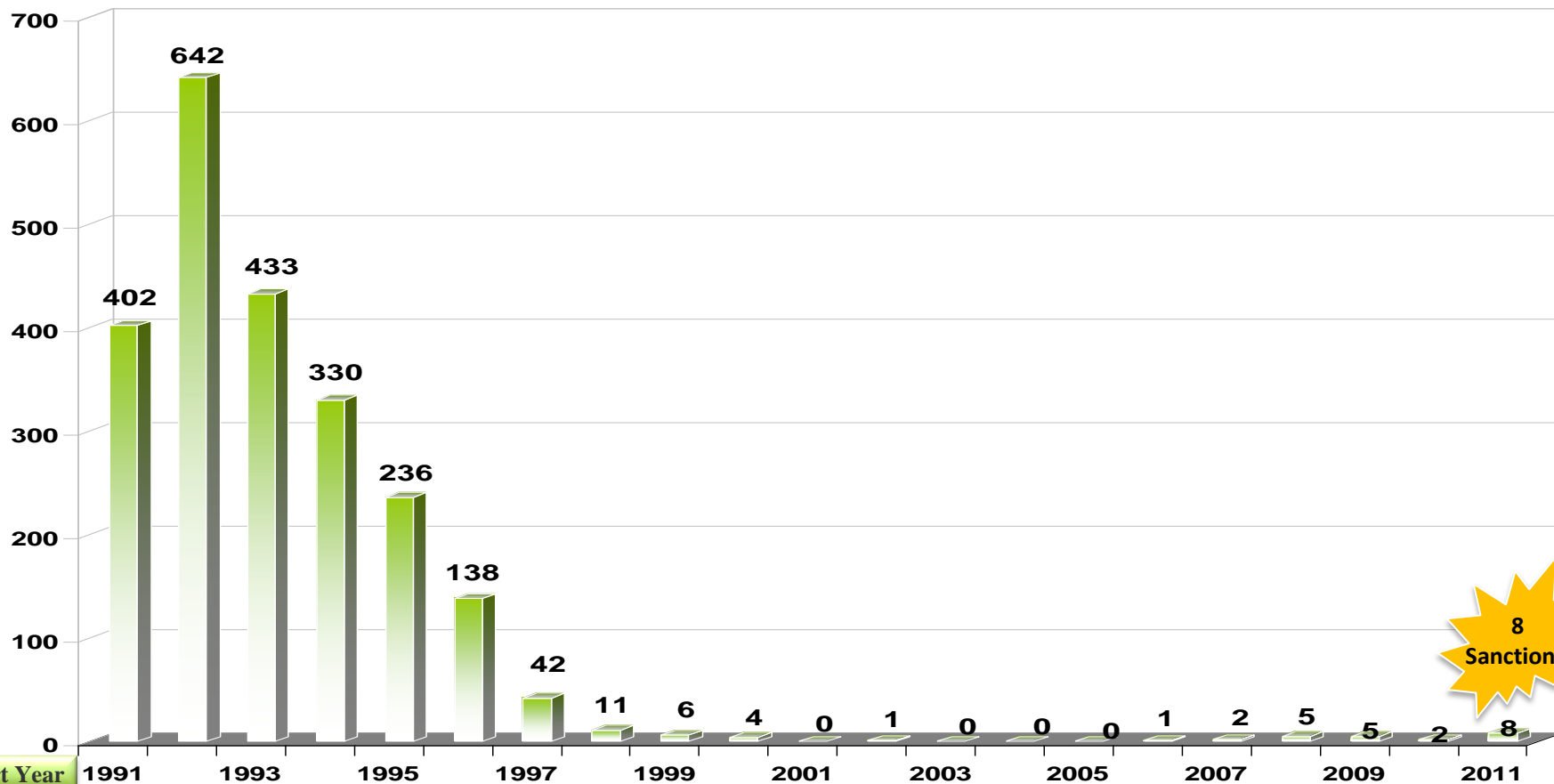


## FY 2011 2-Year National Student Loan Default Rates




## FY 2011 2-Year Schools Subject to Sanction



The school numbers are pre-appeal and include only schools impacted by the three years of 25% or greater sanction. A school can be on extended sanction and is therefore reflected in multiple year counts.

*Comparison of FY 2011 2-Year Official Cohort Default Rates to  
Prior Two Official Calculations*

	Fiscal Year 2009 Official				Fiscal Year 2010 Official				 Fiscal Year 2011 Official			
	# of Schools	Borrower Default Rate (%)	# of Borrowers Defaulted	# of Borrowers Entered Repayment	# of Schools	Borrower Default Rate (%)	# of Borrowers Defaulted	# of Borrowers Entered Repayment	# of Schools	Borrower Default Rate (%)	# of Borrowers Defaulted	# of Borrowers Entered Repayment
<b>Public</b>	<b>1,627</b>	<b>7.2%</b>	<b>128,121</b>	<b>1,778,903</b>	<b>1,621</b>	<b>8.3%</b>	<b>161,815</b>	<b>1,928,054</b>	<b>1,633</b>	<b>9.6%</b>	<b>218,418</b>	<b>2,253,463</b>
Less than 2 yrs	142	9.9%	749	7,548	140	10.0%	831	8,261	146	9.3%	824	8,779
2-3 yrs	855	11.9%	62,234	520,256	845	13.4%	81,120	604,872	843	15.0%	116,966	774,772
4yrs(+)	630	5.2%	65,138	1,251,099	636	6.0%	79,864	1,314,921	644	6.8%	100,628	1,469,912
<b>Private</b>	<b>1,706</b>	<b>4.6%</b>	<b>38,718</b>	<b>825,221</b>	<b>1,716</b>	<b>5.2%</b>	<b>46,481</b>	<b>882,005</b>	<b>1,711</b>	<b>5.2%</b>	<b>51,153</b>	<b>967,956</b>
Less than 2 yrs	43	14.5%	605	4,148	41	13.6%	676	4,953	43	14.0%	734	5,219
2-3 yrs	172	10.0%	1,507	15,039	175	8.5%	1,573	18,384	167	8.2%	1,445	17,458
4yrs(+)	1,491	4.5%	36,606	806,034	1,500	5.1%	44,232	858,668	1,501	5.1%	48,974	945,279
<b>Proprietary</b>	<b>2,147</b>	<b>15.0%</b>	<b>152,862</b>	<b>1,015,855</b>	<b>2,188</b>	<b>12.9%</b>	<b>166,364</b>	<b>1,281,215</b>	<b>2,272</b>	<b>13.6%</b>	<b>205,681</b>	<b>1,507,562</b>
Less than 2 yrs	1,110	13.7%	18,031	130,936	1,130	11.8%	19,767	166,436	1,181	14.1%	28,018	197,990
2-3 yrs	732	14.8%	42,893	289,546	746	12.0%	41,443	343,586	760	13.9%	53,854	387,278
4 yrs(+)	305	15.4%	91,938	595,373	312	13.6%	105,154	771,193	331	13.4%	123,809	922,294
<b>Foreign</b>	<b>425</b>	<b>5.5%</b>	<b>493</b>	<b>8,862</b>	<b>432</b>	<b>2.9%</b>	<b>280</b>	<b>9,503</b>	<b>429</b>	<b>2.7%</b>	<b>286</b>	<b>10,496</b>
<b>Unclassified</b>	<b>1</b>	<b>0.0%</b>	<b>0</b>	<b>5</b>	<b>1</b>	<b>0.0%</b>	<b>0</b>	<b>1</b>	<b>2</b>	<b>0.0%</b>	<b>0</b>	<b>4</b>
<b>Total</b>	<b>5,906</b>	<b>8.8%</b>	<b>320,194</b>	<b>3,628,846</b>	<b>5,958</b>	<b>9.1%</b>	<b>374,940</b>	<b>4,100,778</b>	<b>6,047</b>	<b>10.0%</b>	<b>475,538</b>	<b>4,739,481</b>