

VOLUME I GETTING STARTED

COMMON ORIGINATION AND DISBURSEMENT
2018-2019 TECHNICAL REFERENCE



DOCUMENT STANDARDS.....1

TABLE OF CONTENTS.....1

HOW TO USE THIS TECHNICAL REFERENCE2

DOCUMENT STRUCTURE3

DOCUMENT CONVENTIONS.....5

VIEWING & PRINTING THE DOCUMENT6

COD SCHOOL RELATIONS.....7

OVERVIEW OF CHANGES FROM 2017-2018 TO 2018-2019.....1

TABLE OF CONTENTS.....1

COMMON ORIGATION AND DISBURSEMENT (COD) CHANGES2

ADDITIONS TO COD FOR 2018-2019.....2

MODIFICATIONS TO COD FOR 2018-2019.....3

REMOVALS FROM COD FOR 2018-20193

COD OVERVIEW1

TABLE OF CONTENTS.....1

COMMON ORIGATION AND DISBURSEMENT2

COD CUSTOMER SERVICE.....4

COMMON RECORD OVERVIEW6

COMMON RECORD PROCESSING..... 12

The Common Origination and Disbursement System (COD) Technical Reference includes information for schools using the COD System. School Participants use the XML Common Record to submit Pell Grant, TEACH Grant, and/or Direct Loan data to COD.

The 2018-2019 COD Technical Reference contains message classes, edits, record layouts, implementation guides, and supporting information for Pell Grant, TEACH and Direct Loan Users.

Table of Contents

TABLE OF CONTENTS	1
HOW TO USE THIS TECHNICAL REFERENCE	2
DOCUMENT STRUCTURE	3
Volume I: Getting Started	3
Volume II: Common Record Technical Reference	3
Volume III: Pell Grant, TEACH Grant & Direct Loan Combination System Supplement	3
Volume IV: Direct Loan Tools.....	3
Volume V: School Testing Guides	3
Volume VI: Appendices.....	4
Volume VII: System Generated Responses.....	4
DOCUMENT CONVENTIONS	5
Notes & Updates	5
Code Samples.....	5
Calculations.....	5
VIEWING & PRINTING THE DOCUMENT	6
Auto-Rotating.....	6
Printing Double-Sided.....	6
COD SCHOOL RELATIONS	7

How to Use This Technical Reference

The *2018-2019 COD Technical Reference* is an operational guide that informs schools, vendors, and third-party servicers how to transmit Pell Grant, TEACH Grant, and Direct Loan Origination and Disbursement data to the COD System.

In particular, this Technical Reference provides the record layout and data elements that are required for the COD System to successfully process submitted records as well as the record layout and data elements for responses that are returned to participants by the COD System.

The information provided in this Technical Reference is not intended to reflect all Federal regulations that govern the Pell Grant, TEACH Grant, and Direct Loan programs and with which all participants must comply. As such, schools, vendors, and third-party servicers must refer to these regulations and documents such as the *Federal Student Aid Handbook* and Dear Colleague Letters for guidance on regulatory compliance.

Document Structure

The *2018-2019 COD Technical Reference* is comprised of six separate volumes that contain key 2018-2019 development information for COD Users. To use the technical reference effectively, choose the appropriate volume for your needs. Each volume has its own table of contents and individual sections.

Volume I: Getting Started

- Volume I Table of Contents
- Section 1: Document Standards
- Section 2: COD Overview of Changes from 2017-2018 to 2018-2019
- Section 3: COD Overview for Users

Volume II: Common Record Technical Reference

- Volume II Table of Contents
- Section 1: Implementation Guide
- Section 2: Message Classes
- Section 3: Common Record Layout
- Section 4: Edit Codes and Descriptions

Volume III: Pell Grant, TEACH Grant & Direct Loan Combination System Supplement

- Volume III Table of Contents
- Section 1: Combination System Implementation Guide
- Section 2: Combination System Message Classes
- Section 3: Combination System Record Layouts
- Section 4: Combination System Edit Codes and Descriptions

Volume IV: Direct Loan Tools

- Volume IV Table of Contents
- Section 1: Direct Loan (DL) Tools for Windows, available
Section 2: DL Tools Message Classes
- Section 3: DL Tools Record Layouts
- Section 4: DL Tools Reports

Volume V: School Testing Guides

- Volume V Table of Contents
- Section 1: COD School Testing Guide

- Section 2: COD Test Cases

Volume VI: Appendices

- Volume VI Table of Contents
- Section 1: Glossary of Terms
- Section 2: Funding Methods
- Section 4: State, Jurisdiction, Country, Codes
- Section 5: System Security
- Section 6: XML Examples
- Section 7: Print Specifications and Forms
- Section 8: COD Reports

Volume VII: System Generated Responses

- Volume VII Table of Contents
- Section 1: COD System Generated XML Response File Instructions
- Section 2: AC Doc Type Example
- Section 3: AT Doc Type Example
- Section 4: BN Doc Type Example
- Section 6: EC Doc Type Example
- Section 7: ND Doc Type Example
- Section 8: PN Doc Type Example
- Section 9: PS Doc Type Example
- Section 10: SP Doc Type Example
- Section 11: SU Doc Type Example
- Section 12: OF Doc Type Example
- Section 13: CS Doc Type Example
- Section 14: ND Doc Type Example – Iraq and Afghanistan Service Grant ND
- Section 15: AC Doc Type Example – TEACH Exit Counseling AC

Document Conventions

The *COD Technical Reference* update for the 2018-2019 Award Year features many new and exciting changes. The following design conventions have been applied to help distinguish between the information presented within this document.

Notes & Updates

Notes and updates are now placed in the margins, as well as important changes to system functionality.

Code Samples

All code samples, field names, and field values are now distinguished from regular text by their font face, *Courier New*. Extended snippets of code are presented in the following manner:

```
<DLLoanInformation AwardKey="1">
  <OriginationFeePercent>1.068</OriginationFeePercent>
  <InterestRebatePercent>0</InterestRebatePercent>
  <DisclosureStatementPrintCode>Y</DisclosureStatementPrintCode>
  <StudentLevelCode>1</StudentLevelCode>
  <FinancialAwardBeginDate>2016-09-01</FinancialAwardBeginDate>
  <FinancialAwardEndDate>2017-05-15</FinancialAwardEndDate>
  <AcademicYearBeginDate>2016-09-01</AcademicYearBeginDate>
  <AcademicYearEndDate>2017-05-15</AcademicYearEndDate>
</DLLoanInformation>
```

Calculations

Calculations have been highlighted and are presented in the following manner:

Eligibility Used Calculation

$$\text{EU \%} = 100\% \times (\text{Sum of Actual Disbursements of Award} - \text{DMCS Repayments of Award}) \\ \div \text{Scheduled Award Amount}$$

Viewing & Printing the Document

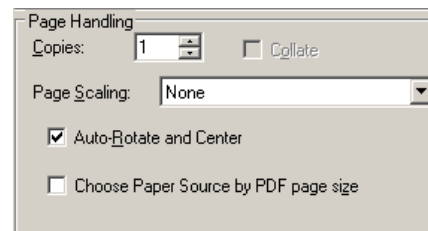
Updates to this document can be found posted on the following websites:

- FSA Download,
 - <https://fsadownload.ed.gov>
 - Provides PDF format
- IFAP,
 - <http://ifap.ed.gov/ifap/byAwardYear.jsp?type=codtechref&display=single>
 - Provides PDF format

Auto-Rotating

A number of documents in this Technical Reference will contain sections that are oriented differently, utilizing both landscape and portrait orientations to maximize usability. Some printers may not be automatically configured to print both orientations.

The user may have to configure the printer to auto-rotate the pages. This option can be set immediately before sending the document to the printer by selecting the “Auto-Rotate and Center” option:



Printing Double-Sided

This document is best printed in black and white on a printer that is capable of printing double-sided. Double-sided printing will ensure the mirror-margins appear correctly.

Alternatively, if your printer is unable to print double-sided, you can make sure your document is printed properly by following these suggested steps:

1. Print all even pages of the document
2. Load the even pages into the printer.
3. Print all odd pages of the document.

It is helpful to determine the paper orientation required to print on both sides properly so that the odd pages are not on the same side as the even pages or upside-down.

Please note that printing odd pages first, then even pages, may result in the entire document being collated backwards.

COD School Relations

If you have any questions regarding the information contained in this document, please contact the COD School Relations Center at the following phone number:

- COD School Relations Center: 1-800-848-0978

The COD School Relations Center can also be contacted via live chat on [COD Web](#), upon login.

Staff is available Monday through Friday, 8am-11pm Eastern Time. Or, please email COD Customer Service at CODSupport@ed.gov.

Overview of Changes from 2017-2018 to 2018-2019

VOLUME I
SECTION

2

This section provides an overview of the changes made for 2018-2019 for Common Origination and Disbursement (COD).

Table of Contents

TABLE OF CONTENTS.....	1
COMMON ORIGATION AND DISBURSEMENT (COD) CHANGES	3
Changes from 2017-2018 to 2018-2019.....	3
<i>Additions to Common Origination and Disbursement</i>	<i>3</i>
<i>Modifications to Common Origination and Disbursement</i>	<i>3</i>
<i>Removals Common Origination and Disbursement.....</i>	<i>4</i>
ADDITIONS TO COD FOR 2018-2019.....	4
Campus-Based Programs	4
Edit 222	4
Edit 223	4
TEACH Grant Exit Counseling.....	4
TEACH Counseling Report.....	4
Iraq and Afghanistan Service Grants Processing.....	5
MRR for Iraq and Afghanistan Service Grant.....	5
ESOA for Iraq and Afghanistan Service Grant	5
MODIFICATIONS TO COD FOR 2018-2019.....	6
Edit 002	6
Edit 39	6
Edit 040	6
Edit 048	6
Edit 065	6
Edit 066	6
Edit 067	6
Edit 068	7
Edit 069	7
Edit 074	7
Edit 172	7
Edit 173	7
Edit 174	7
Edit 175	7
Edit 177	8
Edit 178	8
Edit 192	8
Edit 193	8
Edit 194	8

Edit 2018
REMOVALS FROM COD FOR 2018-2019..... 8

Common Origination and Disbursement (COD) Changes

Changes from 2017-2018 to 2018-2019

The change descriptions are organized by the following three categories: Additions, Modifications, and Removals. The first column provides a description of each change. The remaining columns indicate which programs the change will affect.

Additions to Common Origination and Disbursement

Description	Pell Grant Program	Direct Loan Program	TEACH Grant Program	Iraq and Afghanistan Service Grant Program
Campus Based Programs				
Edit 223		X		
TEACH Exit Counseling			X	
TEACH Counseling Report			X	
Iraq and Afghanistan Service Grant Processing				X
Iraq and Afghanistan Service Grant MRR				X
Iraq and Afghanistan Service Grant ESOA				X

Modifications to Common Origination and Disbursement

Description	Pell Grant Program	Direct Loan Program	TEACH Grant Program	Iraq and Afghanistan Service Grant Program
Edit 002		X	X	
Edit 039				X
Edit 040				X
Edit 048		X	X	
Edit 055				X
Edit 065				X
Edit 066				X
Edit 067	X			X
Retire Edit 067 for TEACH and DL		X	X	
Edit 068				X
Edit 069				X
Edit 074				X
Edit 172				X
Edit 173				X
Edit 175				X
Edit 177				X
Edit 178				X

Edit 192				X
Edit 193				X
Edit 194				X
Edit 201				X
Edit 222		X	X	

Removals Common Origination and Disbursement

Description	Pell Grant Program	Direct Loan Program	TEACH Grant Program	Iraq and Afghanistan Service Grant Program

Additions to COD for 2018-2019

Campus-Based Programs

Beginning in March 2018, COD will process Campus-Based programs. Campus-Based has a separate Technical Reference guide that will be updated and maintained with guidance from the FSA Campus-Based team.

Edit 222

Beginning in June 2018, COD will retire Edit 067 logic for Direct Loan and TEACH and replace this with a new award level Edit 222 for all award years. Please see Edit 222 for further details. The existing correcting and rejecting Edit 067 will remain in effect and unchanged for Pell and Iraq and Afghanistan Service Grant Programs. Please see Volume 2, Section 4 for more information. Please see Volume 2, Section 4 for more details.

Edit 223

Beginning in June 2018, COD will enforce a new Award-Level Rejecting edit for all award years, Edit 223, to prevent foreign schools from processing a new Direct Loan award after losing Direct Loan eligibility, unless the student has a previous Direct Loan award with an actual disbursement from the same school before the school's loss of eligibility. Please see Volume 2, Section 4 for more information.

TEACH Grant Exit Counseling

Beginning in June 2018, TEACH Grant Exit Counseling will be retired from the NSLDS Web site and students will be required to complete TEACH Grant Exit Counseling on StudentLoans.gov. Please see Volume 2, Section 1 for more details.

TEACH Counseling Report

Beginning in June 2018, COD will create a TEACH Counseling Report for schools to identify students who have completed TEACH Initial and Subsequent Counseling and/or TEACH Exit Counseling within the last 7

days of the report run date. Please see Volume 6, Section 8 for more details.

Iraq and Afghanistan Service Grants Processing

Beginning in June 2018, COD will accept and process Iraq and Afghanistan Service Grants as actual disbursements, in order to automate the origination and disbursement of awards submitted for the Iraq and Afghanistan Service Grant program. Iraq and Afghanistan Service Grants will continue to be processed as part of the Pell Grant program, without any schema changes. Please see Volume 2, Section 1 for more details.

Additionally, this COD update impacts a variety of edits for Iraq and Afghanistan Service Grant processing including: Edit 039, Edit 040, Edit 055, Edit 065, Edit 066, Edit 067, Edit 068, Edit 069, Edit 074, Edit 172, Edit 173, Edit 174, Edit 175, Edit 177, Edit 178, Edit 192, Edit 193, Edit 194, Edit 201. For further details regarding edit processing for Iraq and Afghanistan Service Grants, see Volume 2, Section 4 for more details.

COD will calculate an Iraq and Afghanistan Service Grant LEU (Lifetime Eligibility Used) per student using the following formula, similar to the Pell LEU calculation. The calculations for a student's Iraq and Afghanistan Service Grant LEU will be calculated independently from a student's Pell LEU.

Iraq and Afghanistan Service Grant Lifetime Eligibility Used Calculation

$$\text{Iraq and Afghanistan Service Grant LEU \%} = \frac{\text{Sum of ALL Iraq and Afghanistan Service Grant EU's for all award years}}{\text{Total Pell LEU}}$$

In June 2018, COD will complete a one-time update to all previous Iraq and Afghanistan Service Grant

disbursements to convert them to "actual" (DRI=True) disbursements. This will allow for the proper EU/TEU/LEU for Iraq and Afghanistan Service Grant to be displayed on COD Web. Additionally, the Person Pell Information page and the LEU History will be altered to accommodate the expanded Iraq and Afghanistan Service Grant processing.

MRR for Iraq and Afghanistan Service Grant

Beginning in June 2018, COD will create a new Iraq and Afghanistan Service Grant Multiple Reporting Record (MRR) report for Award Year 2017-2018 and forward. The report will provide information about a student's origination and disbursement status at other Iraq and Afghanistan Service Grant eligible schools. Please see Volume 6, Section 8 for more details.

ESOA for Iraq and Afghanistan Service Grant

Beginning in June 2018, COD will create a new Iraq and Afghanistan Service Grant Electronic Statement of Account (ESOA) Report to notify schools of Iraq and Afghanistan Service Grant funding available to be drawn from G5 for Award Years 2017-2018 and forward. This report will provide schools with a status of their Current Funding Level (CFL) for an award year, and their year-to-date Total Accepted and Posted Disbursements. Please see Volume 6, Section 8 for more details.

Modifications to COD for 2018-2019

Edit 002

The COD System will modify Edit 002 to no longer reject Direct Loan and TEACH awards when the Batch Submit Date and the Financial Award Begin Date are within a period the school is ineligible. Please see Volume 2, Section 4 for more information.

Edit 39

The COD System will modify the Award Level Rejecting Edit 039 to trigger for Iraq and Afghanistan Service Grants in the 2017-2018 Award Year and forward when the Award Amount exceeds the student's Sequester-Limited Scheduled Award. Please see Volume 2, Section 4 for more information and refer to Volume 2, Section 1 for more information on the Sequester-Limited Scheduled Award.

Edit 040

The COD System will modify the Award Level Warning Edit 040 to trigger for Iraq and Afghanistan Service Grants in the 2017-2018 Award Year and forward when the Award Amount is reduced to an amount that is lower than the Total Actual Approved Disbursement Amount. Please see Volume 2, Section 4 for more information.

Edit 048

The COD System will modify Edit 048 for Direct Loan to allow new loans to be reported, while rejecting actual disbursements with disbursement dates on or after the date the school closed. Please see Volume 2, Section 4 for more information.

Edit 055

The COD System will modify Disbursement Level Warning Edit 055 to trigger for Iraq and Afghanistan Service Grants in the 2017-2018 Award Year and forward. Please see Volume 2, Section 1 for more information.

Edit 065

The COD System will modify Disbursement Level Warning Edit 065 to trigger for Iraq and Afghanistan Service Grants in the 2017-2018 Award Year and forward. Please see Volume 2, Section 1 for more information.

Edit 066

The COD System will modify Disbursement Level Rejecting Edit 066 to trigger for Iraq and Afghanistan Service Grants in the 2017-2018 Award Year and forward. Please see Volume 2, Section 1 for more information.

Edit 067

The COD System will modify the Disbursement Level Rejecting Edit 067 to trigger for both Iraq and Afghanistan Service Grant actual and anticipated disbursements in the 2017-2018 Award Year and forward. Please see Volume 2, Section 4 for more information.

Edit 068

The COD System will modify Disbursement Level Warning Edit 068 to trigger for Iraq and Afghanistan Service Grants in the 2017-2018 Award Year and forward if the student has two or more Iraq and Afghanistan Service Grants in the same award year and the Iraq and Afghanistan Service Grant Total Eligibility Used for that student and award year exceeds the Iraq and Afghanistan Service Grant Total Eligibility Used Limit. Please see Volume 2, Section 4 for more information.

Edit 069

The COD System will modify the Disbursement Level Warning Edit 069 to trigger for Iraq and Afghanistan Service Grants in the 2017-2018 Award Year and forward. Please see Volume 2, Section 4 for more information.

Edit 074

The COD System will modify the Disbursement Level Rejecting Edit 074 to trigger for Iraq and Afghanistan Service Grant Disbursements in the 2017-2018 Award Year and forward. Please see Volume 2, Section 4 for more information.

Edit 172

The COD System will modify the Award Level Rejecting Edit 172 to trigger for Iraq and Afghanistan Service Grants in the 2017-2018 Award Year and forward if the Iraq and Afghanistan Service Grant award amount submitted is greater than the Sequester-Limited Scheduled Award and the Additional Eligibility Indicator = "true." Please see Volume 2, Section 4 for more information and refer to Volume 2, Section 1 for more information on the Sequester-Limited Scheduled Award.

Edit 173

The COD System will modify the Award Level Rejecting Edit 173 to trigger for Iraq and Afghanistan Service Grants in the 2017-2018 Award Year and forward when the AEI is changed from 'true' to 'false' and the Iraq and Afghanistan Service Grant award amount is greater than the Sequester-Limited Scheduled Award. Please see Volume 2, Section 4 for more information and refer to Volume 2, Section 1 for more information on the Sequester-Limited Scheduled Award.

Edit 174

The COD System will modify the Award Level Warning Edit 174 to trigger for Iraq and Afghanistan Service Grants in the 2017-2018 Award Year and forward. Please see Volume 2, Section 4 for more information.

Edit 175

The COD System will modify the Award Level Warning Edit 175 to trigger for Iraq and Afghanistan Service Grants in the 2017-2018 Award Year and forward when AEI is changed from 'true' to 'false' and the Iraq and Afghanistan Service Grant total disbursement amount at two or more

schools is greater than the Sequester-Limited Scheduled Award. Please see Volume 2, Section 4 for more information and refer to Volume 2, Section 1 for more information on the Sequester-Limited Scheduled Award.

Edit 177

The COD System will modify the Award Level Warning Edit 177 to trigger for Iraq and Afghanistan Service Grants in the 2017-2018 Award Year and forward when a student's Iraq and Afghanistan Service Grant Lifetime Eligibility Used (LEU) is within 450.000% and 600.000%. Please see Volume 2, Section 4 for more information.

Edit 178

The COD System will modify the Award Level Warning Edit 178 to trigger for Iraq and Afghanistan Service Grant in the 2017-2018 Award Year and forward. Please see Volume 2, Section 4 for more information.

Edit 192

The COD System will modify the Award Level Warning Edit 192 to trigger for any Iraq and Afghanistan Service Grant submitted with “IAS Grant” indicator equal to 'true' regardless of the DRI value. Please see Volume 2, Section 4 for more information.

Edit 193

The COD System will modify the Award Level Rejecting Edit 193 to trigger for Iraq and Afghanistan Service Grants in all award years when the “IAS Grant” indicator is changed from ‘true’ to ‘false’ for an Iraq and Afghanistan Service Grant award with Funded Disbursement(s). Please see Volume 2, Section 4 for more information.

Edit 194

The COD System will inactivate Rejecting Edit 194 in the 2017-2018 Award Year and forward in order to allow Iraq and Afghanistan Service Grant disbursements in those award years to be created and maintained with DRI = 'true'. Please see Volume 2, Section 4 for more information.

Edit 201

The COD System will modify Disbursement Level Rejecting Edit 201 to trigger for Iraq and Afghanistan Service Grants in the 2017-2018 Award Year and forward when the student's Iraq and Afghanistan Service Grant LEU exceeds the LEU limit of 600.000%. Please see Volume 2, Section 4 for more information.

Removals from COD for 2018-2019

The Common Origination and Disbursement (COD) System was implemented in April 2002 by the Office of Federal Student Aid (FSA) to re-engineer the process of delivering and reporting Federal Pell Grants and Direct Loans from two processes into one Common Origination and Disbursement Process. This section will provide an overview of the COD System, contact information for COD Customer Service, and high-level information regarding the common record files and how they are processed through COD.

Table of Contents

TABLE OF CONTENTS.....	1
COMMON ORIGATION AND DISBURSEMENT	2
COD Users	3
COD Web Site Cookies.....	3
COD CUSTOMER SERVICE.....	4
COMMON RECORD OVERVIEW	6
What is XML?.....	6
XML 101	7
Fixed-Format Files vs. XML Documents	7
Common Record Structure	8
XML Schema	10
XML Resources.....	10
COMMON RECORD PROCESSING.....	12
Common Record Submission	12
Batch Submission.....	12
Online Submission	12
Common Record Receipt	12
Common Record Processing	13
New Record.....	13
Update Record.....	14
Common Record Editing.....	14
Response Documents	15

Common Origination and Disbursement

The Common Origination and Disbursement (COD) System was implemented in April 2002 by the Office of Federal Student Aid (FSA) to re-engineer the process of delivering and reporting Federal Pell Grants and Direct Loans from two processes into one Common Origination and Disbursement Process.

On July 1, 2006, the COD System implemented the Higher Education Reconciliation Act of 2005 (the HERA). The HERA introduced the Academic Competitiveness Grant (ACG), the National Science and Mathematics Access to Retain Talent (SMART) Grant, and the PLUS loan for graduate and professional student borrowers (Grad PLUS). The COD System processes Grad PLUS for the 2005-2006 award year and forward, and processes the two new Grant programs for the 2006-2007 through the 2010 -2011 award years.

On September 27, 2007, Congress enacted the College Cost Reduction and Access Act (CCRAA). As a result, the TEACH Grant Program was established effective beginning with the 2008-2009 Award Year. On July 1, 2008, the COD System began processing TEACH Grant awards for the 2008-2009 Award Year and forward.

Beginning in March 2016, the COD System will no longer process Academic Competitiveness Grant (ACG), the National Science and Mathematics Access to Retain Talent (SMART) Grant awards.

COD provides a common process and an integrated system that enables efficient delivery of Title IV Funds. COD allows for:

- Common Processing:
 - One process and record for submitting origination and disbursement data
 - Edits that are common across the Pell Grant, TEACH Grant, and Direct Loan programs
 - Data tags that are common across the Pell Grant, TEACH Grant, and Direct Loan programs, and are (approaching) a cross-industry standard for data definitions
 - Elimination of duplicate data reporting for Pell Grants, TEACH Grant, and Direct Loans
- Streamlined edits to reduce turnaround time for exception processing
- Expanded online capability to make corrections/changes, to process “emergency” requests, and to check transmission status

In general, the COD Process is a simplified process for requesting, reporting, and reconciling Title IV funds.

COD Users

A COD User utilizes the Common Record in XML format to submit Pell Grant, TEACH Grant, and/or Direct Loan origination and disbursement data to the COD System.

COD Participants may submit data to the COD system in two ways:

- Batch processing of Common Record documents over the Student Aid Internet Gateway (SAIG).
- Manual entry of Common Record data using the COD web site.

Users should refer to *2018-2019 COD Technical Reference, Volume II - Common Record Technical Reference* for record layouts and processes.

COD Web Site Cookies

The COD Web site uses a “cookie” to help visitors use the web site interactively. A cookie is a small file that a web site transfers to the user’s computer hard disk, usually for the purpose of tracking the user while he or she is connected to that site.

The cookie on this site does not collect any information about the user, only about the user’s browser session. The cookie makes it easier for users to use the dynamic features on these web pages, without having to provide the same information over and over again as the user moves from one page to another, essentially confirming that a valid log-in was performed each time the user moves to another page. If a user has his or her computer set to block all cookies, the cookie is not created at log-in. As a result, the COD Web site cannot validate when the user moves from one web page to another. If the COD Web site cannot validate the user, the user’s session is terminated and the user is forced to log in again. **To avoid this situation, all users must set their Internet browser Privacy settings for cookies to “high” or less.**

COD Web site & Privacy

For more information about COD Web privacy, please go to:

<https://cod.ed.gov/cod/Privacy>.

COD Customer Service

The COD School Relations Center integrates customer service for the Direct Loan, TEACH Grant, and Pell Grant Programs.

All schools should use the following number or email address listed below for assistance:

- COD School Relations Center:
 - 1-800-848-0978
 - CODSupport@ed.gov
- The COD School Relations Center can also be contacted via live chat on [COD Web](#), upon login.
- Transmit all batch files to the SAIG mailbox to be forwarded to COD to be processed
- Perform on-line Parent PLUS and Grad PLUS Credit Checks on the COD Web site at:
 - <https://cod.ed.gov>
- Mail Promissory Notes to:

US Department of Education
P.O. Box 9002
Niagara Falls, NY 14302

Overnight Mail:
U.S. Department of Education
2429 Military Road
Suite 200
Niagara Falls, NY 14304

Direct Loan: Award Year 2001-2002 and Prior

For Direct Loan assistance for award years 2001-2002 and earlier, please e-mail dlops@ed.gov.

Cessation of Paper Pnote Printing

As of November 2012, the COD System stopped printing and mailing paper promissory notes to borrowers or schools. MPNs are available for order via FSA Publications (web address below). Borrowers may still complete a paper MPN by downloading the form from StudentLoans.gov and mailing the completed promissory note to Federal Student Aid.

- Refunds of Cash for Direct Loans should be returned using the Electronic Refund function in G5. The Electronic Refund function can be accessed from the G5 “Main Menu.”
- **Refund Checks**
As of January 1, 2015 the COD System will no longer accept refund checks.
- Refunds of Cash for Pell Grants should be returned using the Electronic Refund function in G5. The Electronic Refund function can be accessed from the G5 “Main Menu.”
- Request Direct Loan Publications by contacting ED Pubs at:
 - Web: <https://orders.gpo.gov/FSA/FSAPubs.aspx?mode=bulk>
 - E-mail: FSAPubs@gpo.gov
- Schools choosing to create Master Promissory Note (MPN) forms instead of using Department provided forms must submit them for testing and review only to:

US Department of Education
P.O. Box 9002
Niagara Falls, NY 14302

Overnight Mail:
U.S. Department of Education
2429 Military Road
Suite 200
Niagara Falls, NY 14304

Submitting MPNs for Test and Review

All documents and shipping packages should be clearly marked “For Testing Only”.

Common Record Overview

The Common Origination and Disbursement process utilizes one single record across programs for both origination and disbursement. Participants use a Common Record, one that uses common data elements, definitions, edits, and structure for Pell Grants, TEACH Grants, and Direct Loans. Although the record has the same layout for all programs, not all data elements are required for each transmission. This record layout relies on a technology called the eXtensible Markup Language, or XML.

The Common Record was developed in partnership with members of the National Council of Higher Education Loan Programs (NCHELP) and the Postsecondary Electronic Standards Council (PESC). This collaborative effort enables the Common Record to bring consistency and standardization to the transmission of student financial aid data.

What is XML?

XML stands for eXtensible Markup Language. XML is a recommendation by the World Wide Web Consortium (W3C) for how to represent structured information in a text-based format. XML is a markup language whose roots originate in HTML and SGML. Like HTML, XML consists of elements that are defined by tags. A start tag containing a name precedes element data; an end tag follows it. While HTML tags have a specific meaning and generally describe how the text between them should look, XML uses tags only to delimit pieces of data and leaves the interpretation of the data completely to the application. The tags identify data elements and provide metadata, or meaning, for the information that appears between the tags.

The textual and self-describing nature of XML makes its platform independent and very flexible in terms of content. It is an open standard for storing, publishing, and exchanging any kind of information between any number of disparate systems. As long as two parties agree on and adhere to a common data structure, they can transfer information to each other without any knowledge of the other party's operating system, database type or programming language. XML can be used in conjunction with HTML to store data within standard web pages. It can also be used to store data in files and to pull information from disparate, incompatible databases.

One of the objectives behind the design of the COD Process and System was to provide FSA and our partnering student aid schools greater flexibility in record processing, i.e., opportunities for multiple data cross-walks. The COD Process could serve as a technological foundation for future FSA integration initiatives. Given these objectives, XML was the logical choice for the Common Record's format and structure. XML offers the flexibility to design records, known as XML documents, particular to an audience or community. It allows increased access to and reuse of information. It supports validation [edits] by checking structural validity and flagging errors. It also enables systems to share information and users to see different views of available data.

XML 101

XML technology allows a common data packet structure to be used between two disparate systems. It is a markup language that defines data structure. An XML document is the vehicle through which data is transmitted. It can be thought of as a batch.

XML documents are comprised of markup and content. Markup defines the content. For example, `<LastName>` is the markup describing the content, `Jones`.

```
<LastName>Jones</LastName>
```

`<LastName>` is a start tag. Note the presence of brackets. `LastName` is an element. `Jones` is the data, or XML content. `</LastName>` is an end tag.

Elements can be either complex or simple. A complex element is a grouping of attributes or other elements. The Common Record is a logical grouping of complex elements. In the following example, the Complex Element is bolded.

Complex Element:

```
<Name>
  <FirstName>Heidi</FirstName>
  <LastName>Smith</LastName>
</Name>
```

A simple element refers to the value that is contained within tags. In the following example, the two simple elements are bolded.

Simple Element:

```
<Name>
  <FirstName>Heidi</FirstName>
  <LastName>Smith</LastName>
</Name>
```

Fixed-Format Files vs. XML Documents

Fixed-format files have been used as vehicles through which data can be exported and imported to business applications. Fixed-format files contain a sequence of fields that is in machine-readable language. An example of a comma-separated, fixed-format file follows:

```
Sally, A, Smith, 299999999, 1980-02-03, IN, DL222222, false, P,
417 Halper Road, Fort Wayne, IN, 46807, Allen, USA, 2197999999,
sally.a.smith@email.net, 1, 221784902
```

In the above comma-separated fixed-format file, it is difficult to understand what the data means. There is also no way to validate the document to make sure that the data is represented in a format that can be read by the receiving application.

XML is a language that is not only machine readable, but also human readable. It also has a mechanism to ensure the validity of the document format through the use of XML schemas. As a result, business applications are rapidly moving toward the use of XML to exchange data. The following example demonstrates that XML not only represents data in a human readable text format, but also provides meaning to the

data through the use of tags. This is how a Student record similar to the one represented in the fixed-format file above would be represented in XML:

```
<Student>
  <Index>
    <SSN>299999999</SSN>
    <BirthDate>1980-02-03</BirthDate>
    <LastName>Smith</LastName>
  </Index>
  <Contacts>
    <PermanentAddress>
      <AddressLine>417 Hapler Road</AddressLine>
      <City> Fort Wayne </City>
      <StateProvinceCode>IN</StateProvinceCode>
      <PostalCode>46807</PostalCode>
    </PermanentAddress>
    <Phone>
      <PhoneNumber>219-799-9999</PhoneNumber>
    </Phone>
    <Email>
      <EmailAddress>sally.a.smith@email.net</EmailAddress>
    </Email>
  </Contacts>
  <Citizenship>
    <CitizenshipStatusCode>1</CitizenshipStatusCode>
  </Citizenship>
  <Note>
    <SchoolNoteMessage>New Person</SchoolNoteMessage>
  </Note>
</Student>
```

Common Record Structure

The XML document called the Common Record is composed of different information modules, referred to as complex elements or blocks. Data fields within the blocks emphasize similarities across programs and contain information such as: document or batch information, school or entity information, person information, award or origination information, disbursement information, and the response status of the record.

A general rule regarding sequence of data within blocks, and within complex elements: the start and end data tags and their content must be presented on the XML document within the block's tags or the complex element tags to which they belong. The sequence of the data within that block or element is dictated by the sequence of the data tags presented in the XML Common Record Schema. For example, if a complex element has ten simple elements within it, those ten elements must occur in the same sequence as depicted in the XML Common Record Schema.

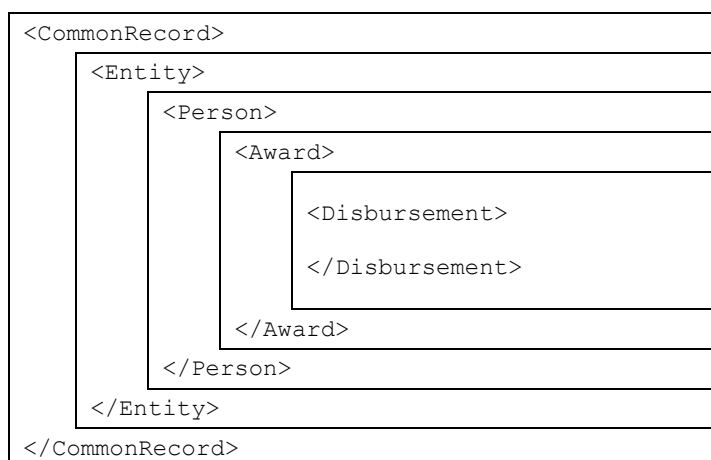
The Common Record is organized into the following structure:

Quick Reference Block Description

	Block Name	Block Description
1	Document Information	The Document Information Block contains information that was previously associated with a batch. It contains a date/time stamp, document validation information, summary-level document information, as well as the source of the document. This block occurs once per XML Document or submission.
2	Entity Information	The Entity Information Block contains information about the reporting and attending school. This block occurs once per reporting entity or school within the XML Document or submission.
3	Person Information	The Person Block contains student or parent information. This block occurs once per person, except for Grad PLUS where there will be two person blocks with identical data. All data within the two blocks must be identical.
4	Award Information	The Award Information Block contains Direct Loan, Pell Grant, and TEACH Grant award information, similar to origination data submitted in the fixed-length record layouts. As other partners use the Common Record to transport data, this will be the location of those awards. This block occurs once per award per person.
5	Disbursement Information	The Disbursement Information Block contains Direct Loan, Pell Grant, and TEACH Grant disbursement information. This block occurs once per disbursement.
6	Response	A Response block is nested within each block. The Response block is returned by COD to the submitting entity upon processing the Common Record. The Response block contains information about processing edits and document status.

Below is a pictorial representation of the Common Record layout. It illustrates how the Common Record is comprised of information modules or blocks.

The Common Record Document Structure



These information modules or blocks may be reused many times in the same record to transmit data for multiple awards and multiple disbursements for one or multiple students by one or multiple Attended Schools.

Schema Version

In March 2017, all records containing 2018-2019 data should be submitted in the 4.0c schema.

Schools may continue to send records for prior Award Years in earlier schema versions (3.0e, 3.0d, 4.0a, and 4.0b only)

XML Schema

An XML Schema specifies the rules surrounding the logical structure of an XML document. It is a language that describes the allowed content of documents. It defines the elements present in the document and the order in which they appear, as well as any attributes that may be associated with an element.

To support the open standards proven effective in the development of the Common Record, FSA is making the XML Schema for the Common Record available electronically to all interested parties. Whether a school, a software provider, or a third-party servicer is using it for product development to support COD or any student financial resource trading partner is interested in incorporating the Common Record into their products and services, the schema is available on the web at: <http://ifap.ed.gov/ifap/publications.jsp>.

XML Resources

Extensible Markup Language (XML) is a growing standard for e-commerce, data transmissions and structured documents using the Internet. Many industry groups are developing schemas and data dictionaries for this purpose. As a result, there is extensive information available about XML and the initiatives specific to the higher education community. Many institutions are already using XML for their own Internet initiatives, including self-service applications for students, faculty, and staff; data exchanges both within and outside the school, and even data coordination or backup with data warehouse projects.

Available resources about XML include courses at many institutions and local or Internet bookstores. The Web is also a resource, including the sites mentioned below. The first three are international standards bodies, and the last is specifically for the schema and data dictionary for higher education.

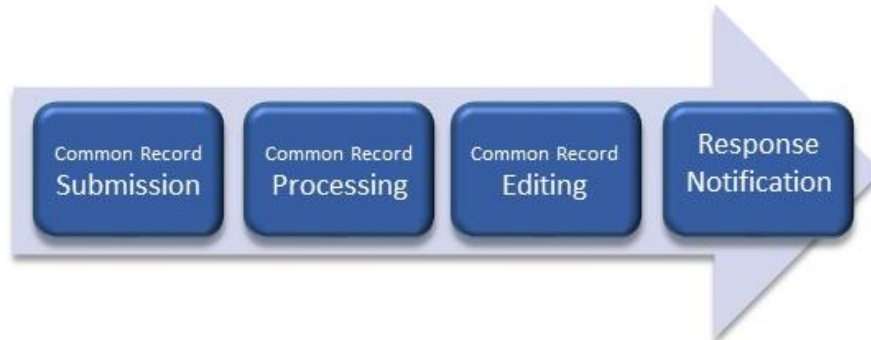
- <http://www.w3.org>
- <http://www.ebXML.org>
- <http://www.oasis-open.org>
- <http://www.PESC.org>
- IBM's Introduction to XML: <http://www-106.ibm.com/developerworks/xml/>
- Sun's XML & Java Technologies: <http://java.sun.com/xml>
- The XML Industry Portal: <http://www.xml.org>
- Web Reference: Exploring XML: <http://www.webreference.com/xml/>
- XML Information: <http://html.about.com/cs/xmlinformation>
- O'Reilly XML.com: <http://www.xml.com>
- The XML FAQ: <http://www.ucc.ie/xml>

Literature is constantly being updated as new technologies develop and mature. Therefore, it is recommended that time be spent exploring these resources.

Common Record Processing

This section addresses at a high level the processing of the Common Record from the institution perspective.

The COD Process is comprised of the following steps:



Please note that this overview of the COD Process will not cover the entire cycle for a school. There are items that take place prior to the submission of records (i.e. packaging) that are not explained in this document.

Common Record Submission

The COD Process begins when a school submits a Common Record. The Common Record is submitted by schools in one of two ways:

- Batch Submission via SAIG
- Manual Online Submission via the COD web site

Batch Submission

All Common Records sent in batch mode are submitted to COD's Student Aid Internet Gateway (SAIG) mailbox. The Enterprise Application Integration Bus (EAI Bus) performs periodic sweeps of COD's SAIG mailbox and transmits the Common Record data to the COD System.

Online Submission

A COD User can manually enter data online via the COD web site. The COD Web site creates a Common Record document for data entered online and sends it directly to the COD System.

Common Record Receipt

Beginning in March 2016, the COD system will no longer generate and send receipts for Common Record documents received via SAIG.

Common Record Processing

Upon receiving a record the COD System classifies the record to determine how it is to be processed. The types of records are:

- New Record
- Update/Maintenance Record

New Record

A New Record establishes a new person, award or disbursement on the COD System. There are three types of new records:

- New Person with New Award – If the SSN contained in the student identifier does not match any previously submitted to the COD System, then the record is considered a New Student. Any New Student Record must contain a New Award Record. For Pell Grant, TEACH Grant, and Direct Loan Subsidized/Unsubsidized, the Student Identifier submitted by a school to establish the student on COD is matched to data from the Central Processing System (CPS).
 - For Pell Grant and TEACH Grant, the current SSN, current Date of Birth, and first two characters of the current Last Name are matched with CPS data.
 - For Direct Loans, the current SSN and current Date of Birth are matched with CPS data.
- New Award – If the student identifier matches an SSN already established on the COD System, then the system checks to determine if the award is already on file. If not, then the record is considered a New Award.
- New Disbursement – If the person and award already exist on the COD System, then the system checks the disbursement number submitted for the award. If it is not already on file, then the system logs the disbursement as a new disbursement. There are two types of disbursement records:
 - Actual Disbursement - Actual Disbursement Records contain a `DisbursementReleaseIndicator` equal to `true`. The `DisbursementReleaseIndicator` is a tag on the Common Record that signals to the COD System that the disbursement information is an actual disbursement. It either makes funds available to a school, or substantiates cash already made available to the school. These records affect the Current Funding Level (CFL) calculation for the school. This can be thought of as the actual disbursement record in the old fixed-length record process.
 - Anticipated Disbursement – Anticipated Disbursement Records contain a `DisbursementReleaseIndicator` equal to `false` or omitted. If the `DisbursementReleaseIndicator` is omitted, the

Award Already on File

For Direct Loans and TEACH Grant, the Financial Award Type, Financial Award Year, Attended Entity ID, Reporting Entity ID, and Financial Award ID fields are checked to determine if the award is already on file.

indicator will default to `false`. These disbursements are not considered Actual Disbursements; therefore, they do not substantiate drawdowns. These records do not affect the CFL calculation for the school.

Update/Maintenance Record

An Update/Maintenance Record performs a change to information or elements that were previously established on the COD System by a New Record. There are two types of Update/Maintenance Records:

- Update/Maintenance Record – An Update/Maintenance Record performs a change to a data element that was previously established by a New Record or is used to change disbursement amounts and dates that occur prior to substantiating drawdowns.
- Release Record – A Release Record can be submitted to the COD System with a `DisbursementReleaseIndicator` equal to `true` for a disbursement record previously submitted as an Anticipated Disbursement Record. Data elements can be changed via the COD Web site or by resubmission of a Common Record. Once the release indicator is set to `true`, there will no longer be an anticipated disbursement on the system with the same disbursement number as the actual.

Common Record Editing

Once the Common Record is received and has been classified, the COD System performs a series of valid format and content edits to determine if the file is suitable for further processing.

The COD System performs three types of edits:

- Correction – For Pell Grant data, if the school selects this option, the system automatically corrects the data and sends a response to the entity that submitted the record indicating that a correction took place, the element corrected, the original value, and the corrected value. The default option in the COD System for all schools is set to 'correct'. If a school wants to have COD reject data instead of correcting it, then it must contact the COD School Relations Center to request that FSA make this change.
- Warning – The COD System sends a response to the entity that submitted the record indicating a warning, the warning code and the relevant element. The record continues to be processed by the COD System.
- Reject – The COD System sends a response to the entity that submitted the record indicating the reject code, the reject reason(s) and the relevant element(s). The record requires action from the school to continue processing.

Where possible, COD uses information from CPS as a basis for these edits. COD receives the information from CPS on a daily basis. This file is used to:

- Confirm a valid ISIR is on file (if applicable) and,

- Pull student-level information required for Common Record processing.

The COD System performs edits on the Document, Entity, Person, Award and Disbursement levels of the Common Record data. Data that passes edits is accepted and continues to be processed while data that does not pass edits is rejected. The COD System stores rejected data and associated reject reasons. Rejected data is held for corrective action to be taken by the school. Data can be corrected via Common Record re-submission or via the COD web site. The COD System then returns a response record notifying the school of the edit results.

Response Documents

For all Common Records received and processed by the COD System, the COD System returns a Response document indicating the status of the Common Record processing, including any rejected data elements and the reason for the rejection. If the Common Record was accepted, then the Response document indicates that the record was accepted.

The COD System sends one Response document for each Common Record document submitted. For Common Records that are transmitted via the SAIG, the COD System sends Response documents to the school's SAIG mailbox. For Common Record data entered into the COD web site, schools have an option to receive a Response document via their SAIG mailbox in addition to seeing the response via the COD Web site.

For Responses received via the SAIG mailbox, schools also have the option to receive a Full or a Standard Response to Common Records processed by the COD System. A Full Response contains all the original tags sent by the school and the rejected data elements and reason codes. A Standard Response contains only the minimum tags, the rejected data elements and reason codes.

The Common Record can be resubmitted in its entirety or sent with just the key identifiers, minimum data elements required for processing, and those data elements that have changed.

Record Layouts and Processes

For further information regarding record layouts and processes, schools/software vendors should refer to *Volume II – Common Record Technical Reference*.

For examples of COD Response Documents, please refer to *Volume VI, Section 6 – XML Examples* and *Volume VII, Section 7 – COD System Generated XML Response Files*.

If you use a combination of EDEExpress and another system, please refer to *Volume III – Pell Grant & Direct Loan Combination System Supplement* for record layouts, processes, and edits pertinent to working in a combination system.